

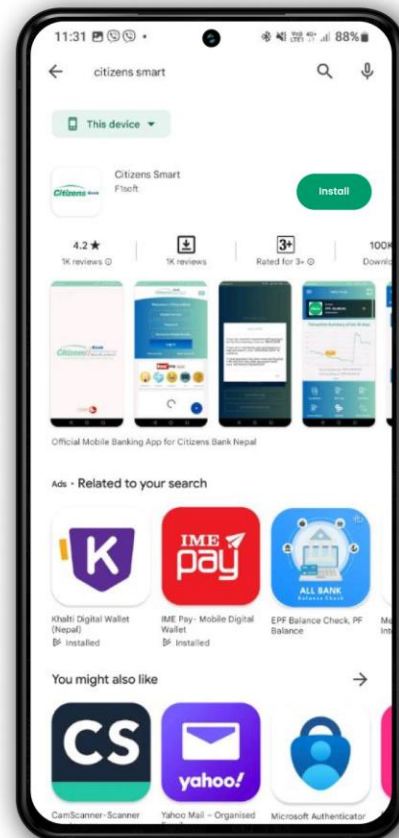
# Citizens Smart Mobile Banking Application

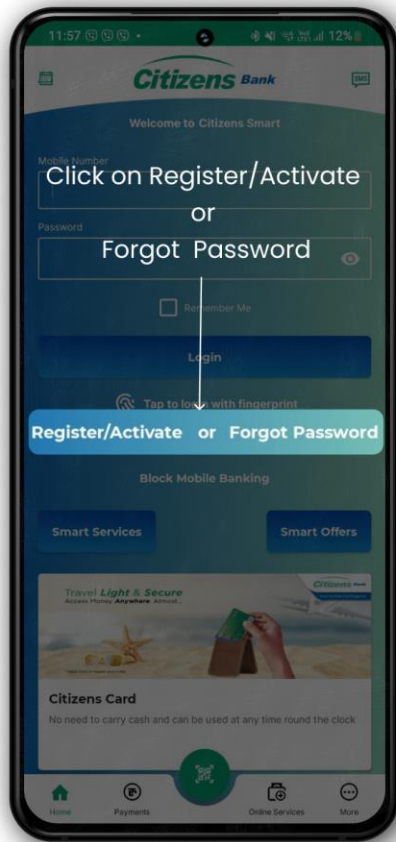
## INTRODUCTION

Citizens Smart is a Mobile Banking Application, developed to improve the experience of our customers. With the advancement of technologies, we are enhancing our banking system to serve our customers better. Citizens Smart is available on Android and iOS devices.

## New User Guide

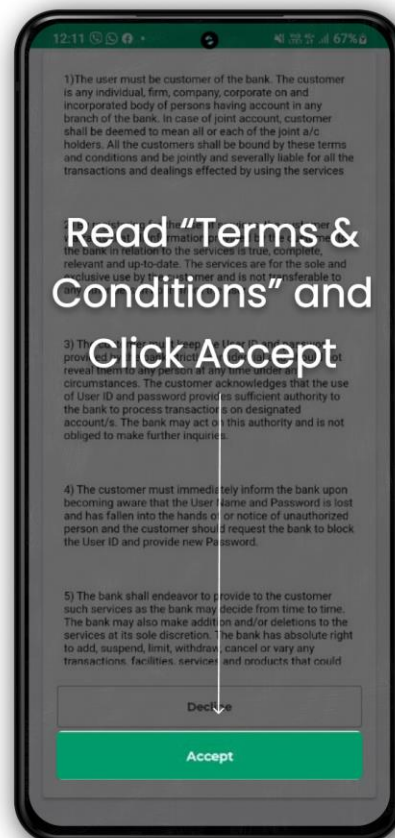
Download "Citizens Smart"  
mobile application from the  
Playstore/App Store





**Step 1:**  
Click on Register/Activate

**Step 2:**  
Read Terms & Conditions and  
click Accept



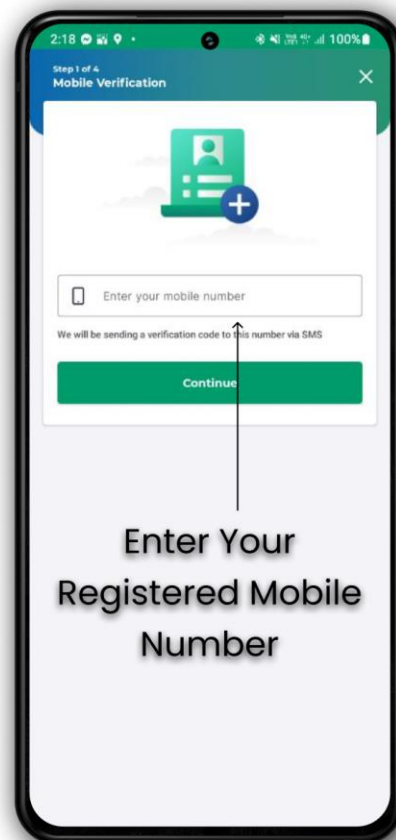


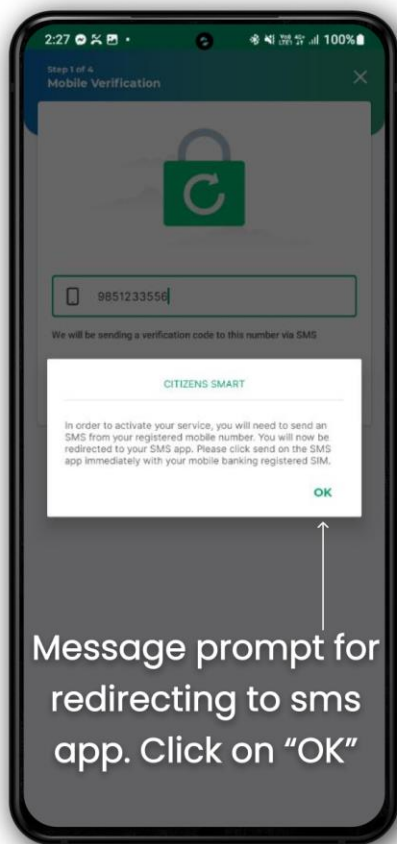
**Step 3:**

Message will appear informing you that permission to send sms from the device will be required. Click on proceed.

**Step 4:**

Enter the registered mobile number and make sure that the sim with the same registered number is in the mobile device.





**Step 5:**

The app will now prompt you to send sms with the encrypted code. Click on "OK"

**Step 6:**

Once the sms app is open, just click on send, without changing the encrypted code in the sms content.





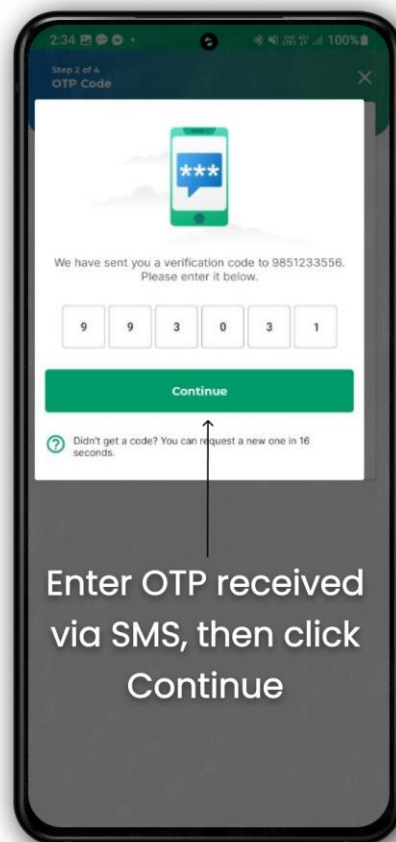
Confirmation  
message will appear,  
Now Click on  
Back to return to  
Citizens App

#### Step 7:

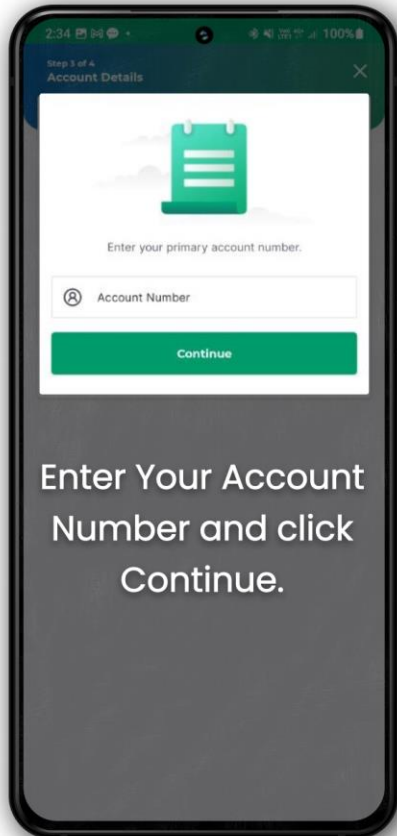
Once you receive the Confirmation message, Click on Back to return to Citizens App for Android and "Cancel" for iPhone users

#### Step 8:

You will now receive an OTP via sms message. Enter the OTP and click on continue.



Enter OTP received  
via SMS, then click  
Continue



2:34 100%

Step 3 of 4  
Account Details

Enter your primary account number.

Account Number

Continue

Enter Your Account Number and click Continue.

**Step 9:**

Please enter your account number and click on continue. Your account will be registered.

The End